

Extend

Improve

Renovate

Self-Build



**VIRTUAL** Homebuilding & Renovating Autumn Show

26th - 27th Sept 2020

HEADLINE SPONSOR

RIBA  Architecture.com



# Your Virtual Event Guide

Headline Sponsor

RIBA  Architecture.com

Main Stage Sponsor



Masterclass Sponsor



# Getting started and accessing the event

## Getting Started

Visit <https://homebuildingshowautumn.vfairs.com>.  
The event will be available to access from Saturday  
26th September, at 10am when the event opens until

5pm on Sunday 27th September. You will need to login  
using the email you used when you registered for the  
Virtual event.



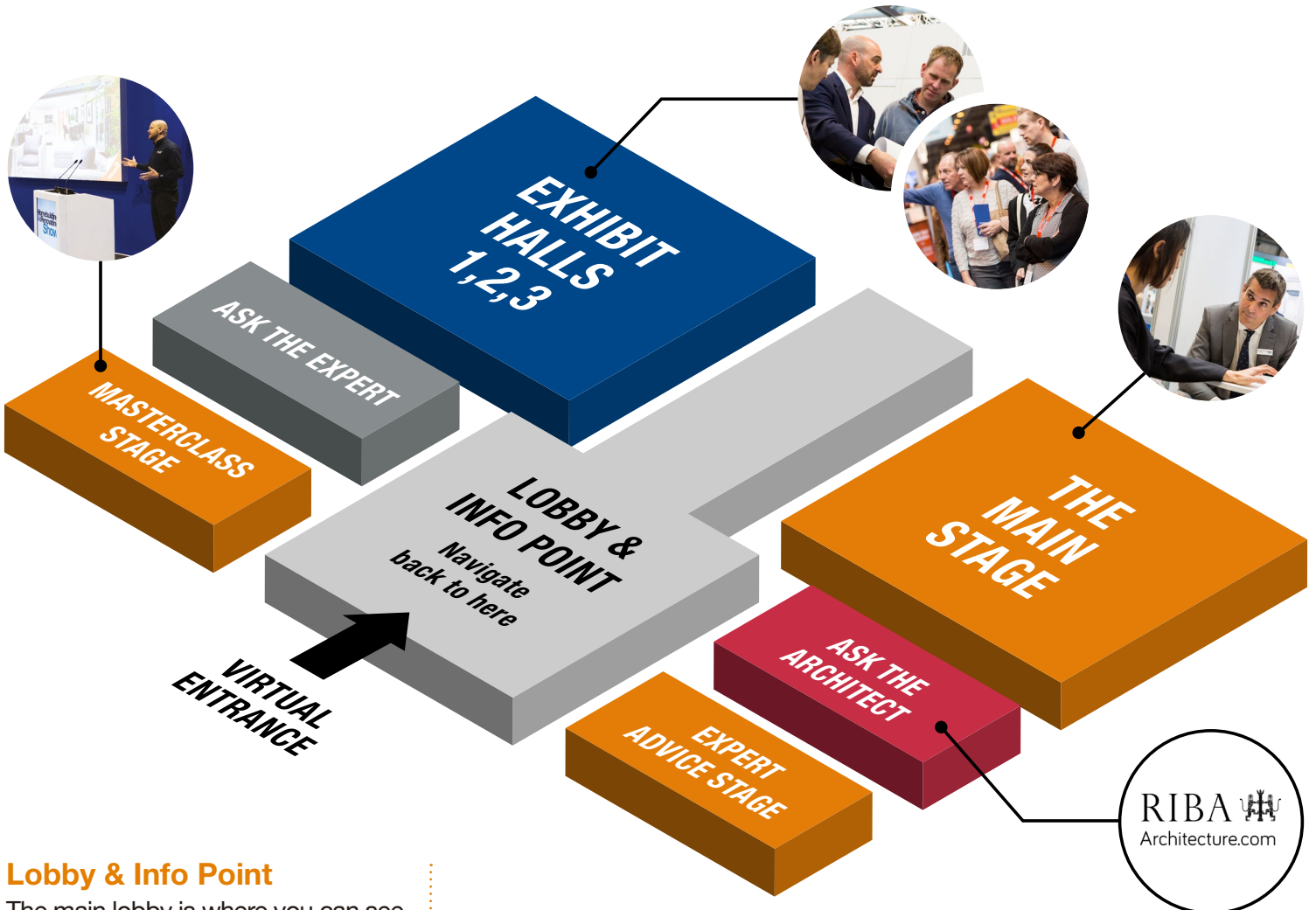
The event is accessible on your desktop, mobile or tablet but you'll only be able to log in from one device at a time. If you'd like friends or family to access the link, they'll have to register again.

You are able to login and out as you please during the show days - we're open from 10am to 5pm each day.

## Our top tips for finding your way around

1. Log-in at [homebuildingshowautumn.vfairs.com](https://homebuildingshowautumn.vfairs.com) using your email address
2. You can use the event Lobby to move around the show by clicking on the big images (Exhibit Hall, Theatres and Information Point)
3. Use the blue Navigation bar across the top to find your way around the whole show and if you want to return to the start, click on the 'Lobby' Use the Chat function to speak to exhibitors
4. Use the 'search stand' button at the top of the homepage to search for specific exhibitors. Click the 'back to floor' when you've finished with that exhibitor, or simply use the blue navigation bar to find your way back to the Lobby.
5. Clicking Lobby button on the blue navigation bar will always take you back to the start

Take a look at our event floor plan so you can start planning your day



## Lobby & Info Point

The main lobby is where you can see everything at a glance. Grab a coffee (from the comfort of your own home!) and check out the agenda, plan your day with our show guide or visit the Info point to get more information! Navigate back to here to re-set at any time during the event.

## Exhibit Hall

Ask questions, download brochures and arrange meetings with our full range of exhibitors, from doors and windows to lighting, flooring and structural systems.

## The Main Stage

Our Main Stage hosts our inspirational speakers who'll give you the best advice, inspiring content and more!

## Expert Advice Stage

Get up close and personal with our panel of industry planners, architects and Homebuilding & Renovating writers. These in-depth sessions will provide you with detailed advice, from the best ways to find land, to what to consider when specifying your doors and windows.

## Masterclass Stage

From the all important building systems to heating, interiors and renewable energy, hear expert advice from our very best brands in bite-sized 15 minute sessions.

## Ask the Expert

Get answers related to your project with free one to one advice from our experts who have undertaken several building and renovating projects themselves. Head to the Ask the Expert live chat room to talk to experts from the Homebuilding & Renovating magazine.

## Ask the Architect


### **brought to you by RIBA**

Live chat directly with a RIBA architect, all experts in the field of architecture and available to provide you one to one advice on your home project. Simply log in on the day and head to our Ask the Architect chat room to live chat.

## The Event Lobby

Once you have successfully logged in, you'll be taken to the event lobby which is where you'll be able to access all the great features available throughout the event including our Main Stage, Masterclass Stage, Expert Advice Stage and Exhibit Hall.

Ensure you use the navigation bar at the top to navigate your way through the show. Simply click to access each area.



## The Exhibit Hall

Visit our Exhibit Hall where you can browse easily by category. From renewable energy, windows and doors, kitchens, flooring, lighting and package homes. You'll find everything you need in one place. Leave your details for more information — by clicking this button, the exhibitor will receive your contact details which means they can contact you with more information. Please do leave your contact details with any exhibitors you are interested in.

### Three options to visit stand:

1. Simply click on a stand within the floorplan.
2. Use the Exhibitors Index in the bottom left to choose booths listed alphabetically.
3. Use the search bar at the top of the page by typing in an exhibitors name or by searching by a project keyword.

To visit the next stand, remember to click 'Back to Floor' to return to the Exhibit Hall. To return to the Lobby, simply click on 'Lobby' in the navigation bar.

## Interacting on the Stand

Once on an exhibitors stand, you'll be able to take a look around and interact with the exhibitor through the following

- **You'll have the opportunity to leave your details for exhibitors** which means it will be easy for them to follow up with you on the information you need for your project. Once you click the 'Request a callback' button, the exhibitor will receive your contact details to follow up with after the show.
- **Click on the live chat room to ask questions** — You can chat via text / phone or video.
- **Download brochures and videos** — Each stand will have options to view brochures or add the brochures to your Show Bag- keep a look out for the 'Add to Show Bag' symbol. Remember, you can access your Show Bag at any time by returning to the lobby and clicking on 'Show Bag in the top right hand corner'.

## Chat

In order to chat live with the exhibitors, click on the 'Live Chat now' tab and there you will be taken to the live chat room. You can either take part in a group public chat, or you can also initiate a private chat with exhibitors, where you can chat via audio and video too.

To do this you will need to click on the small audio/video icon at the top. The center space is for public chat, and any messages added here are visible to other visitors. To chat privately to an exhibitor, please click on their Chat Room.

## Theatres

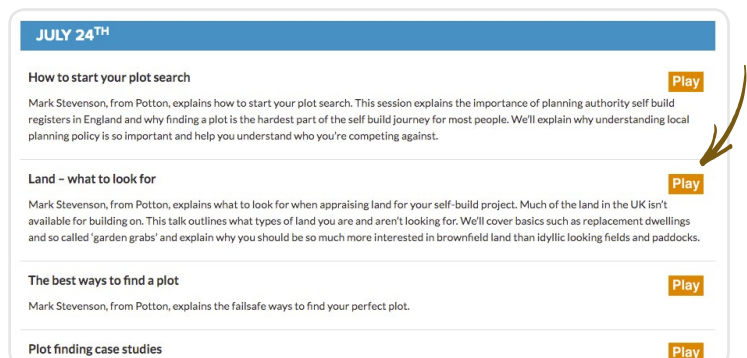
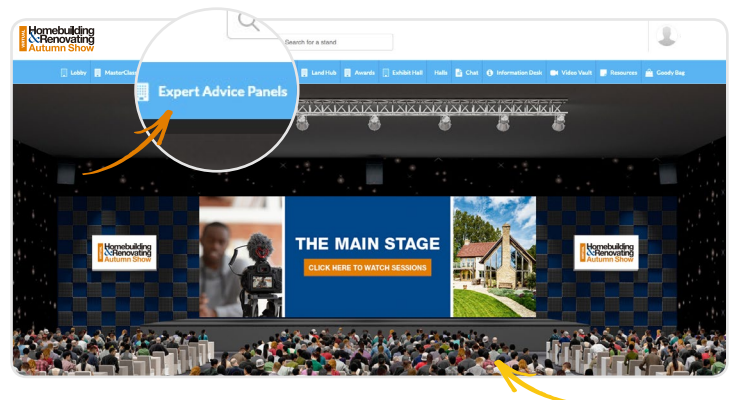
We have three theatres and over 80 content sessions to join at the show, covering everything you need to know about your project. To find out more about What's on, visit [homebuildingshowautumn.vfairs.com/en/whats-on](http://homebuildingshowautumn.vfairs.com/en/whats-on).

- **The Main Stage** — From a beginners guide to building your own home to our kitchen and bathroom design masterclass, the main theatre will cover it all, no matter what your project. Check back here soon for a full schedule or keep an eye on your inbox. Each session will last 45 minutes.
- **Masterclass Stage** — From the all important building systems to heating, interiors and renewable energy, hear expert advice from our very best brands. Each session will last 15 minutes.
- **Expert Advice Stage** — Get up close and personal with our expert team of planners, architects and Homebuilding & Renovating magazine writers. Looking for land, find out what to consider when looking for land as well as the plot buying process.
- **Still need more advice?** Head to the Ask the Architects or Ask the Expert area.

After the masterclass sessions, you will be invited to join that exhibitor's chatroom to find out more information. After sessions on the Main Stage and the Expert Advice Stage, please join experts in the Ask the Expert chatroom. Sessions will run as per the timetable outlined [here](#). To enter a theatre, click on the Theatre you'd like to attend in the navigation bar.

When you enter a Theatre, you'll automatically join the session which is on at that time. You'll be given the option to select another session if you'd like to watch something you'd missed. Simply click play.

Just so you're aware, speakers can't hear or see you if you have a microphone or camera on your device or laptop!

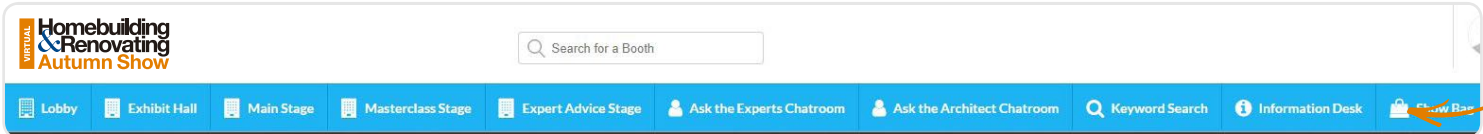


# What you can find at the event

## Your Show Bag

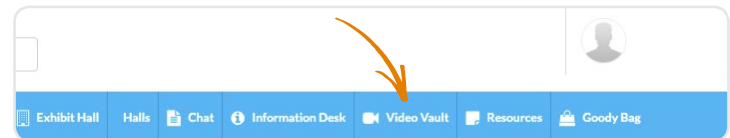
Your personal Show bag is similar to what you'd receive in a live event, a bag that you can use to place all the useful information you pick up at the event. Whether it's contacts, videos or online brochures, you'll be able to click 'Add to my Show Bag' throughout the show. To view your Show bag, you can click on the Show bag area in the navigation bar.

Documents in your Show Bag can also be emailed. While in your Show Bag, simply click on the checkbox next to each document and click on 'Email' to the far right. You will be emailed a link where the files can be downloaded.

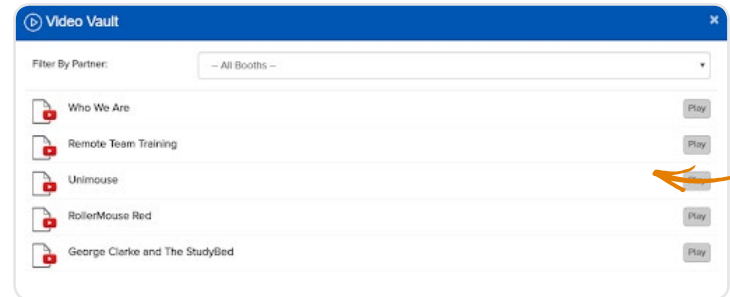


## Video Vault

In addition to viewing exhibitor videos within each stand, they may also be accessed from the top, blue navigation bar.



All videos available in the event will be listed here alphabetically. You can search by scrolling through the list, or by using the search bar at the top. Click 'Play' to view the video.



## If you need assistance

If you have any technical issues or need to ask questions, please visit the information desk in the navigation bar or the information point in the lobby which is open from 10am - 5pm each day.

## Keep up to date on show content

at [homebuildingshowautumn.vfairs.com](http://homebuildingshowautumn.vfairs.com) where you'll be able to check our list of exhibitors, theatre sessions and speakers. We'll also be emailing you our Virtual Show guide before the event starts so remember to keep an eye on your in-box!

Headline Sponsor



Main Stage Sponsor



Masterclass Sponsor

